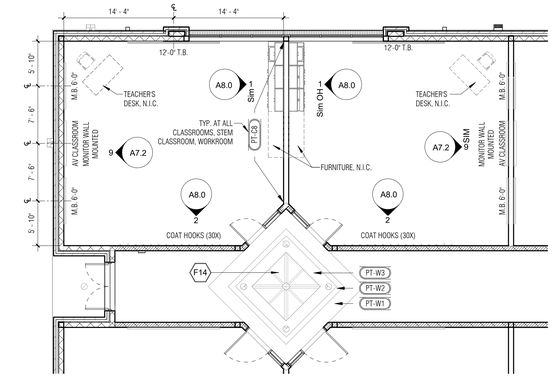


2 ENLARGED FINISH PLAN - TYP. CLASSROOM
A1.1B SCALE: 1/8" = 1'-0"

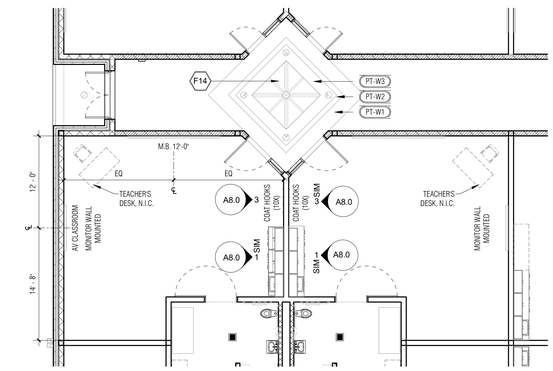


PARTIAL FINISH PLAN - TYP. SP. ED.
3 CLASSROOM
A1.1B SCALE: 1/8" = 1'-0"

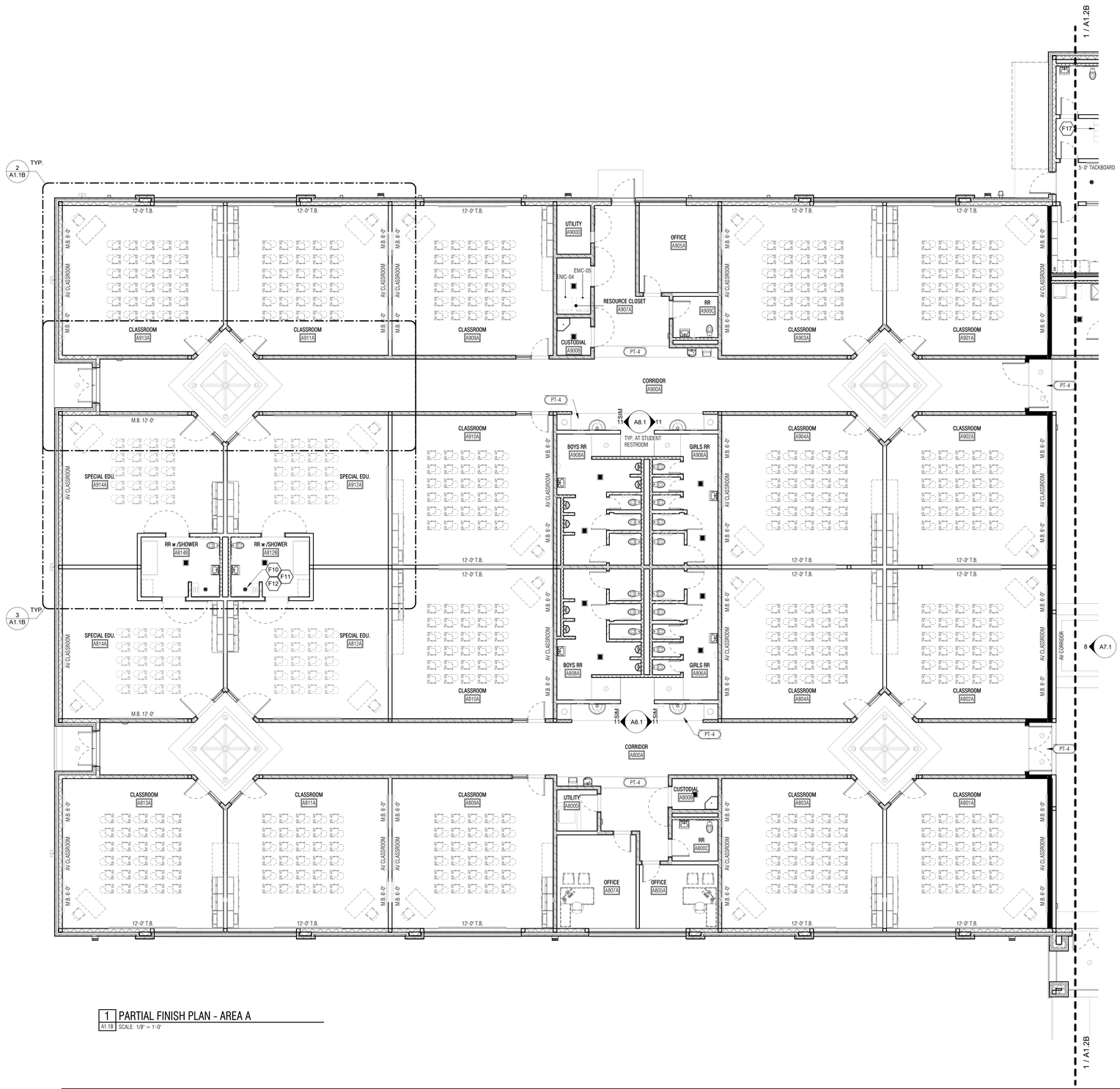


1 PARTIAL FINISH PLAN - AREA A
A1.1B SCALE: 1/8" = 1'-0"

## FINISH PLAN LEGEND

### GENERAL NOTES

A. ADDITIONAL FINISHES DEFINED ON INTERIOR ELEVATIONS, CASEWORK ELEVATIONS AND FLOOR PATTERN PLANS
B. REFERENCE FLOOR PATTERN PLANS FOR FLOOR PATTERN EXTENTS AND ATYPICAL TRANSITION LOCATIONS.
C. AT OUTSIDE CORNER CONDITIONS FOR DRY WALL PARTITION PROVIDE CLEAR, PLASTIC CORNER GUARD 1" X1" X 5'-0" (HIGH), INSTALL FROM ABOVE RESILIENT WALL BASE TO 5'-4" A.F.F.

### OVERHEAD/CEILING FINISH INSTALLATION EXTENTS

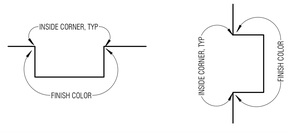


### SYMBOL LEGEND

| | |
|---|---|
| 1 Ref / A101 / -Ref / 1 Ref — A1 SERIES - INTERIOR ELEVATIONS; A8 SERIES - CASEWORK | INTERIOR ELEVATION / CASEWORK TAG |
| ? | OVERHEAD/CEILING FINISH COLOR REFERENCE. SEE DETAIL FOR INSTALLATION EXTENTS OVERHEAD/CEILING FINISH |
| FNIC-# | INDICATES FURNITURE (NOT IN CONTRACT). REFER SCHEDULE ON THIS SHEET |
| ? | FLOOR FINISH COLOR REFERENCE |
| ENIC-# | INDICATES EQUIPMENT (NOT IN CONTRACT). REFER SCHEDULE ON THIS SHEET |
| ? | WALL FINISH COLOR REFERENCE |
| 0'-0" T.B. | TACKBOARD. PROVIDE LENGTH INDICATED. INSTALL AT 2'-8" TO BOTTOM OF BOARD |
| F.# | DRAWING NOTE REFERENCE |
| 0'-0" M.B. | MARKERBOARD. PROVIDE LENGTH INDICATED, INSTALL AT 2'-8" TO BOTTOM OF BOARD |
| V.# | INTERIOR CORBELING TYPE, REFERENCE SHEET A7.1 |

### DRAWING NOTES

F01 SCHOOL PLAQUE - REFERENCE SHEET A6.5. COORDINATE PLAQUE LOCATION WITH OWNER.
F02 SCOREBOARD (NIC) - REFERENCE EQUIPMENT SCHEDULE ON FINISH PLAN AND INTERIOR ELEVATIONS FOR ELECTRICAL COORDINATION HEIGHTS
F03 BLEACHER SEATING - REFERENCE SPECIFICATIONS.
F04 ACOUSTICAL WALL PANELS - PROVIDE ACOUSTICAL WALL PANELS IN THIS ROOM. REFERENCE INTERIOR ELEVATIONS FOR EXTENTS AND ACOUSTICAL WALL PANEL SCHEDULE ON SHEET A7.0 REFERENCE SPECIFICATIONS.
F05 ATHLETIC WALL PANELS - PROVIDE ATHLETIC WALL PANEL AS INDICATED ON INTERIOR ELEVATION. REFERENCE INTERIOR ELEVATION SHEET AND SPECIFICATIONS.
F06 FLOOR OUTLET. COORDINATE WITH ELECTRICAL.
F07 MAIN BASKETBALL BACKSTOP ASSEMBLY - 2 NOS. COORDINATE WITH ELECTRICAL.
F08 PRACTICE BASKETBALL BACKSTOP ASSEMBLY - 4 NOS.COORDINATE WITH ELECTRICAL.
F09 ATYPICAL SILL CONDITION - PROVIDE WIDER SILL. REFER SHEET A6.4
F10 PROVIDE CERAMIC WALL TILE THROUGHOUT ALL WALLS OF SHOWER ALCOVE. REFER ELEVATIONS AND PERSPECTIVE ON SHEET A9.1 FOR EXTENTS.
F11 RAISE PORCELAIN FLOOR TILE IN SHOWER SURROUND TO PROVIDE FOR POSITIVE SLOPE TO DRAIN. TRANSITION THINSET.
F12 CEMENTITIOUS BACKER PANELS TO 6'-0" A.F.F. MIN. IN WET AREAS
F13 SERVING LINE - REFER SHEET A7.0 FOR DETAILS.
F14 SKYLIGHT WELL, TYPICAL.
F15 STAGE PADDING. PROVIDE ATHLETIC PADDING AS INDICATED ON INTERIOR ELEVATION. REFERENCE INTERIOR ELEVATION SHEET AND SPECIFICATIONS.
F16 PROVIDE 18" GREENSCREEN CONCAVE COVE CONDITION, PRO CYC, SYSTEM UPPER 2.5EZ BUILT-IN CYCLORAMA WALL, SEE DETAIL 1/A7.0
F17 PROVIDE KNOCK-DOWN METAL LOCKERS, QUANTITY AS SHOWN. SEE SPECIFICATIONS.

### KEY PLAN

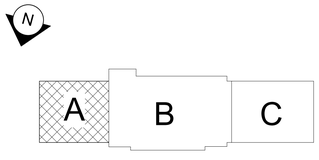



Breaux & Associates
ARCHITECTS
926 North Point Parkway, Suite 400
Alpharetta, Georgia 30005 678-585-4508


STATE OF GEORGIA
DOUGLAS P. BREAUX
CERTIFICATE NO. 0.13725
REGISTERED ARCHITECT

04/27/2026

| NO | DESCRIPTION | DATE |
|---|---|---|

**ELLIJAY ELEMENTARY SCHOOL**
**32 McCUTCHEN STREET, ELLIJAY, GA 30540**
(FACILITY CODE: 661-0298)

GILMER COUNTY SCHOOLS

**PARTIAL FINISH PLAN - AREA A**

DATE 04/27/2026
PROJECT NO. 24134

A1.1B

0 SF (EXISTING AREA) + 93828 SF (NEW AREA) = 93828 SF (TOTAL AREA); 0 F.T.E. (EXISTING) + 785 F.T.E. (NEW) = 785 F.T.E. (TOTAL); 0 I.U. (EXISTING) + 50 I.U. (NEW) = 50 I.U. (TOTAL)

4/26/2026 8:41:54 AM